

DeCare Dental Online Member Area

As we consistently look to improve our customer experience at DeCare Dental, we are delighted to announce that from May 2018 we are launching our online Member Area. In order to continue providing our customers with an excellent service, we will be transitioning our communications from standard post to e-mail and an online member's area.

What are the benefits of DeCare's online Member Area?

- Ability to log in to view your documents at any time
- Receive your documents as soon as they are issued
- Help the environment by cutting down on paper usage

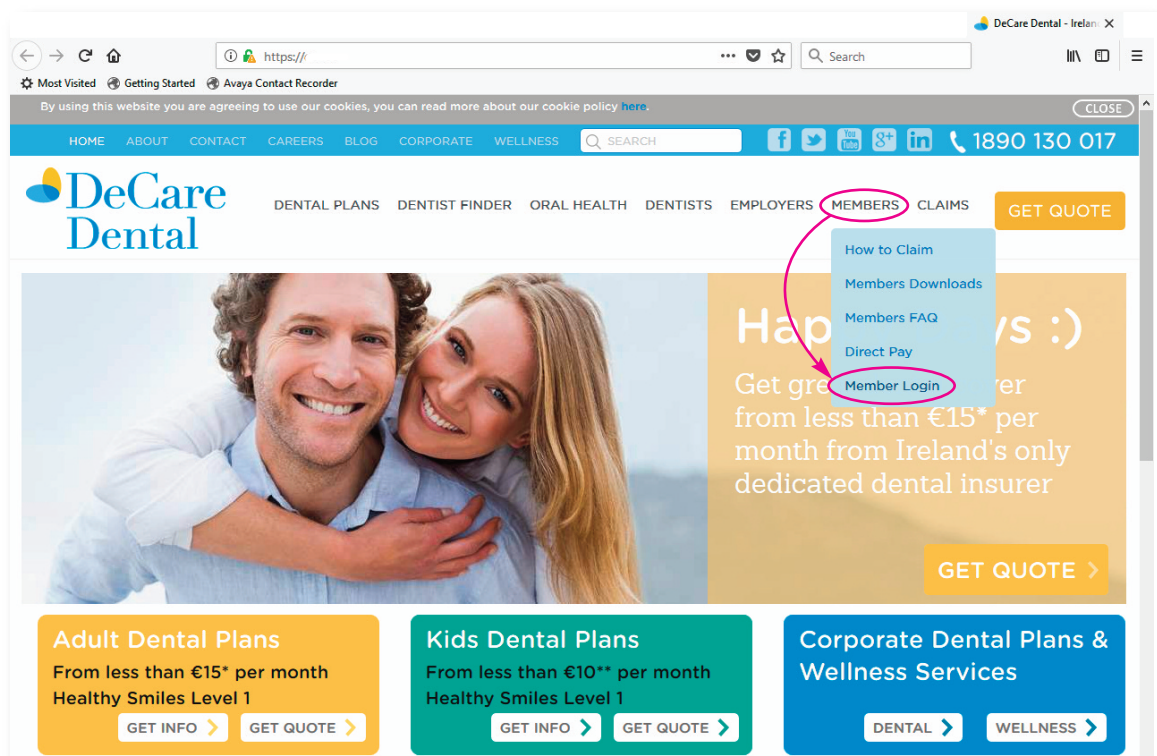
To activate your online member area, you will receive an invite email on your next policy documentation communication with a link to set up a password.

Once you have set up your password follow the steps below to login in to your member area at any time.

Step 1

To access your DeCare Dental online member area visit www.decardental.ie

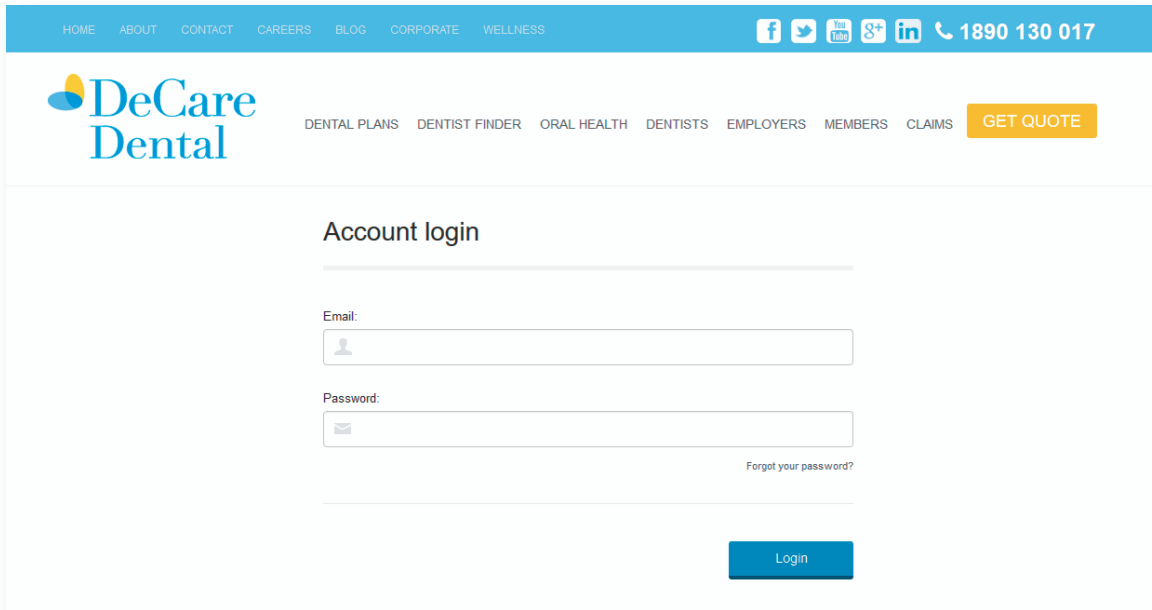
Select Members from the navigation menu and then select member login from the drop down menu.



The screenshot shows the DeCare Dental website interface. The navigation menu at the top includes 'HOME', 'ABOUT', 'CONTACT', 'CAREERS', 'BLOG', 'CORPORATE', 'WELLNESS', 'SEARCH', and '1890 130 017'. The 'MEMBERS' link is circled in red, and a dropdown menu is open, showing options: 'How to Claim', 'Members Downloads', 'Members FAQ', 'Direct Pay', and 'Member Login'. The 'Member Login' option is also circled in red. Below the navigation menu, there is a large banner image of a smiling couple with the text 'Happy Smiles :) Get great dental care from less than €15* per month from Ireland's only dedicated dental insurer'. A 'GET QUOTE >' button is visible in the bottom right of the banner. Below the banner, there are three promotional boxes: 'Adult Dental Plans' (From less than €15* per month, Healthy Smiles Level 1), 'Kids Dental Plans' (From less than €10** per month, Healthy Smiles Level 1), and 'Corporate Dental Plans & Wellness Services'. Each box has 'GET INFO >' and 'GET QUOTE >' buttons. The 'Corporate' box also has 'DENTAL >' and 'WELLNESS >' buttons.

Step 2

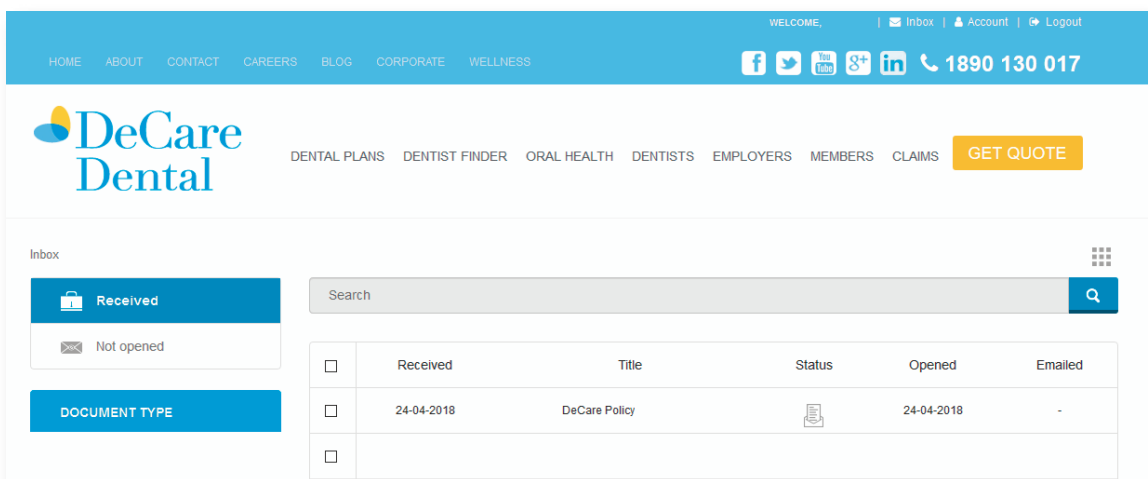
Enter your email address and password that you have registered and press the login button.



The screenshot shows the DeCare Dental website's login page. At the top, there is a blue navigation bar with links for HOME, ABOUT, CONTACT, CAREERS, BLOG, CORPORATE, and WELLNESS. On the right side of the bar are social media icons for Facebook, Twitter, YouTube, and Google+, along with a phone icon and the number 1890 130 017. Below the navigation bar is the DeCare Dental logo and a secondary navigation menu with links for DENTAL PLANS, DENTIST FINDER, ORAL HEALTH, DENTISTS, EMPLOYERS, MEMBERS, CLAIMS, and a yellow GET QUOTE button. The main content area is titled "Account login" and features two input fields: "Email:" with a person icon and "Password:" with a mail icon. A link for "Forgot your password?" is located below the password field. A blue "Login" button is positioned at the bottom right of the form.

Step 3

You are now in your member area, here you will find your policy documentation.



The screenshot displays the member area of the DeCare Dental website. The top navigation bar is identical to the previous screenshot, but it includes a "WELCOME," message and links for "Inbox", "Account", and "Logout". The main content area shows an "Inbox" section with a search bar and a list of documents. On the left, there are buttons for "Received" (with a folder icon), "Not opened" (with an envelope icon), and "DOCUMENT TYPE". The document list has the following structure:

<input type="checkbox"/>	Received	Title	Status	Opened	Emailed
<input type="checkbox"/>	24-04-2018	DeCare Policy		24-04-2018	-
<input type="checkbox"/>					

www.decaredental.ie

Dental Insurance from the Dental Experts

DeCare Dental Insurance Ireland DAC trading as DeCare Dental is regulated by the Central Bank of Ireland.

